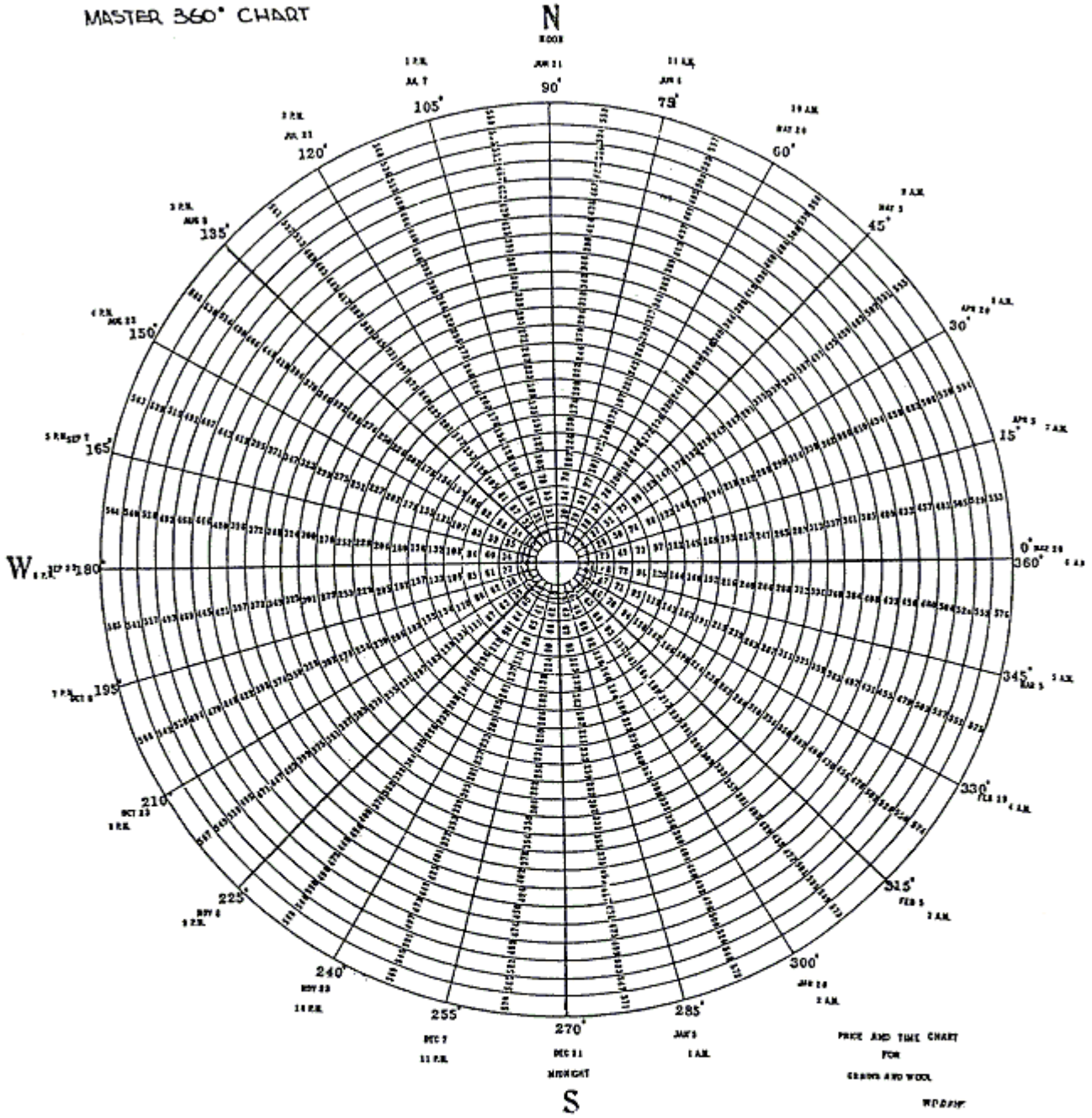
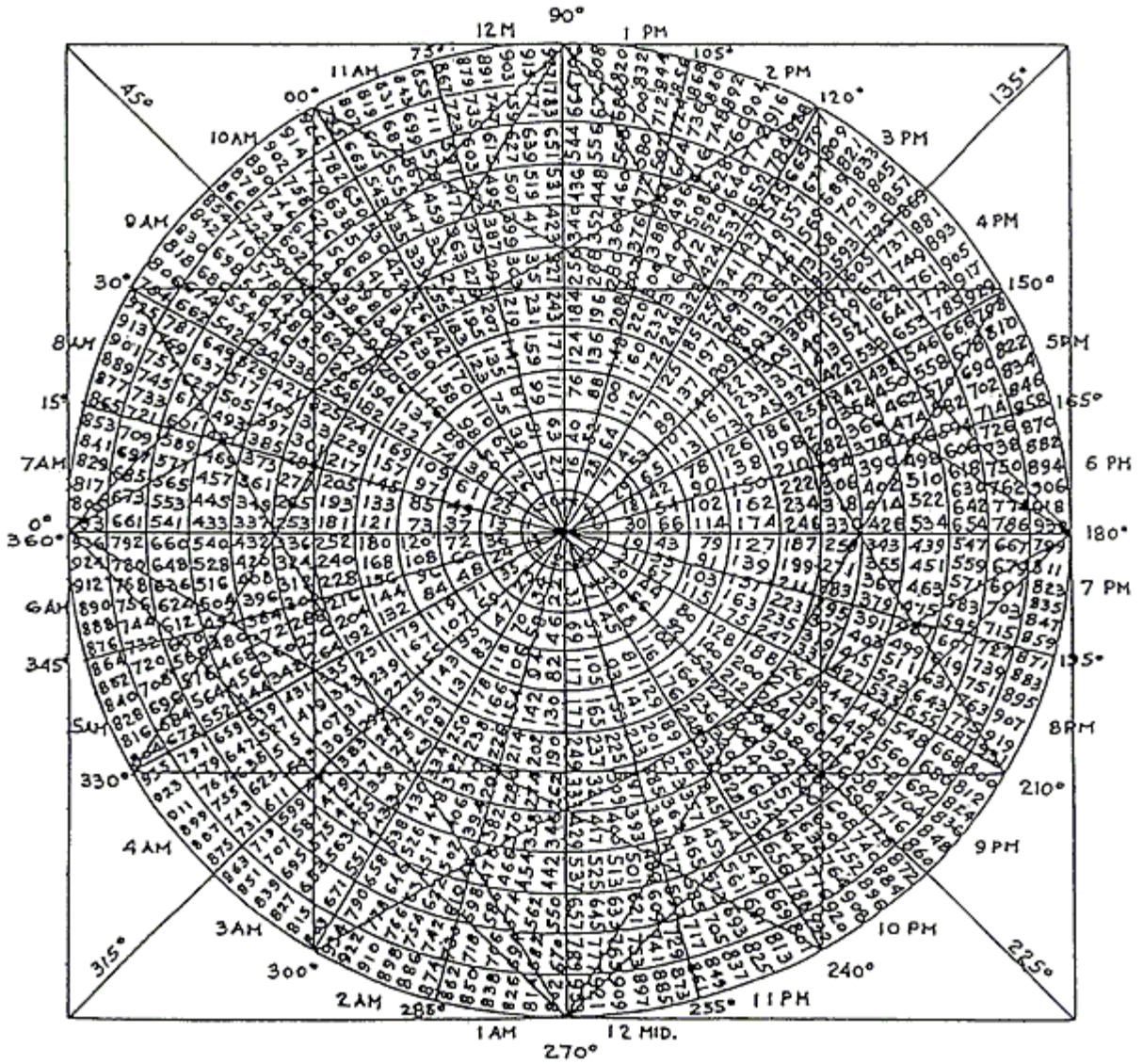
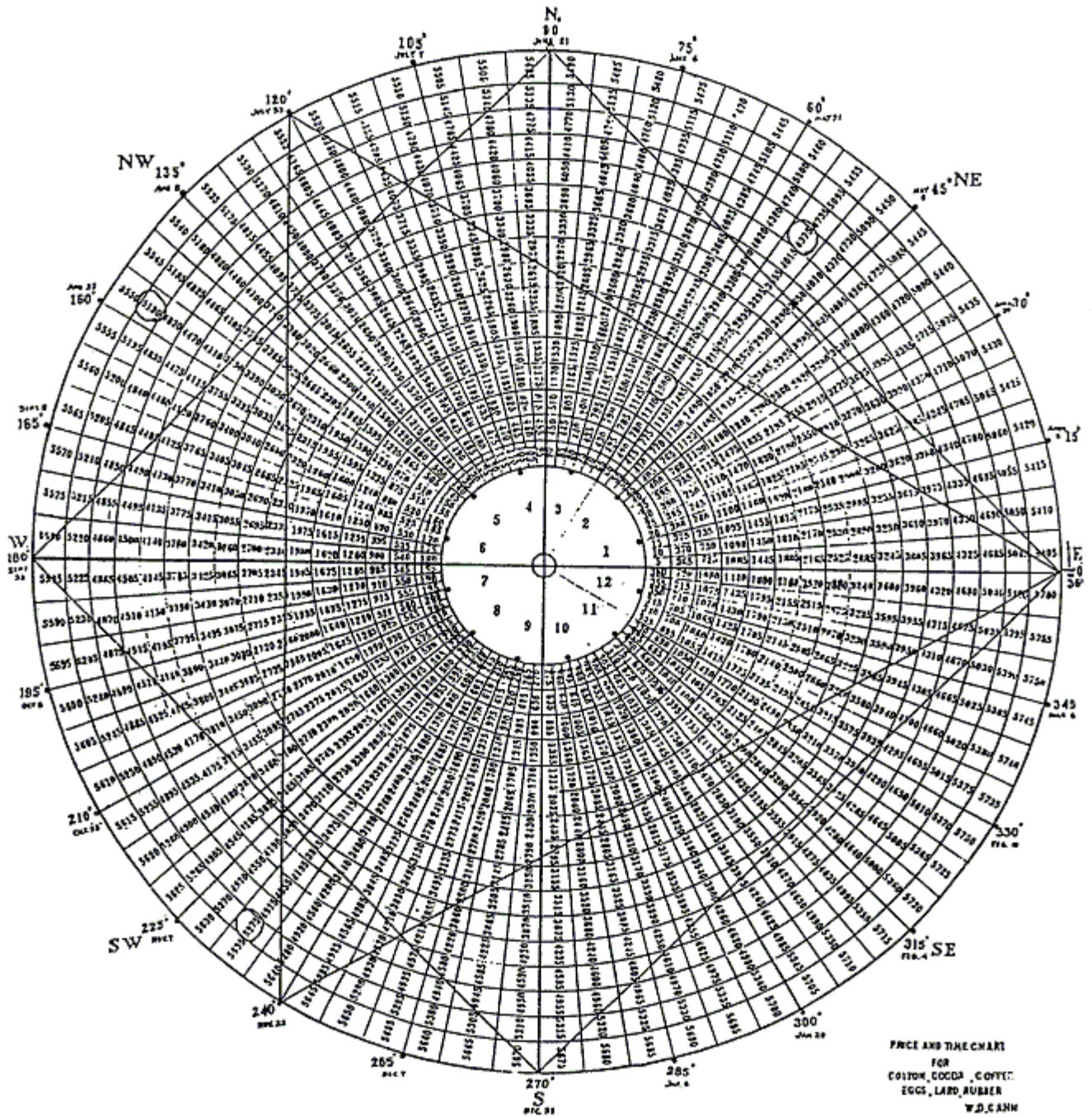


PRICE AND TIME CHART  
FOR GRAINS  
BY W.D. EMM

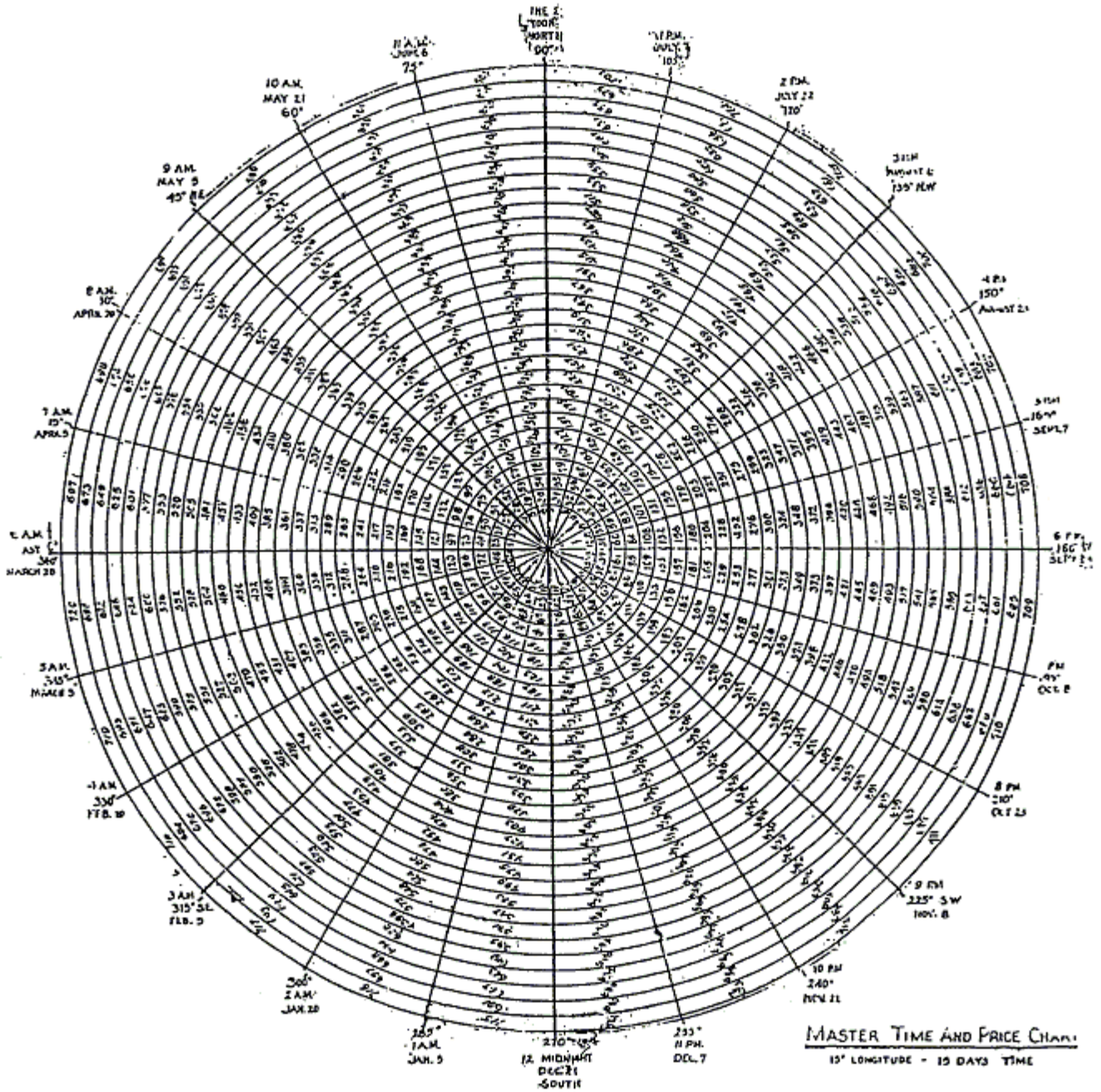
MASTER 360° CHART

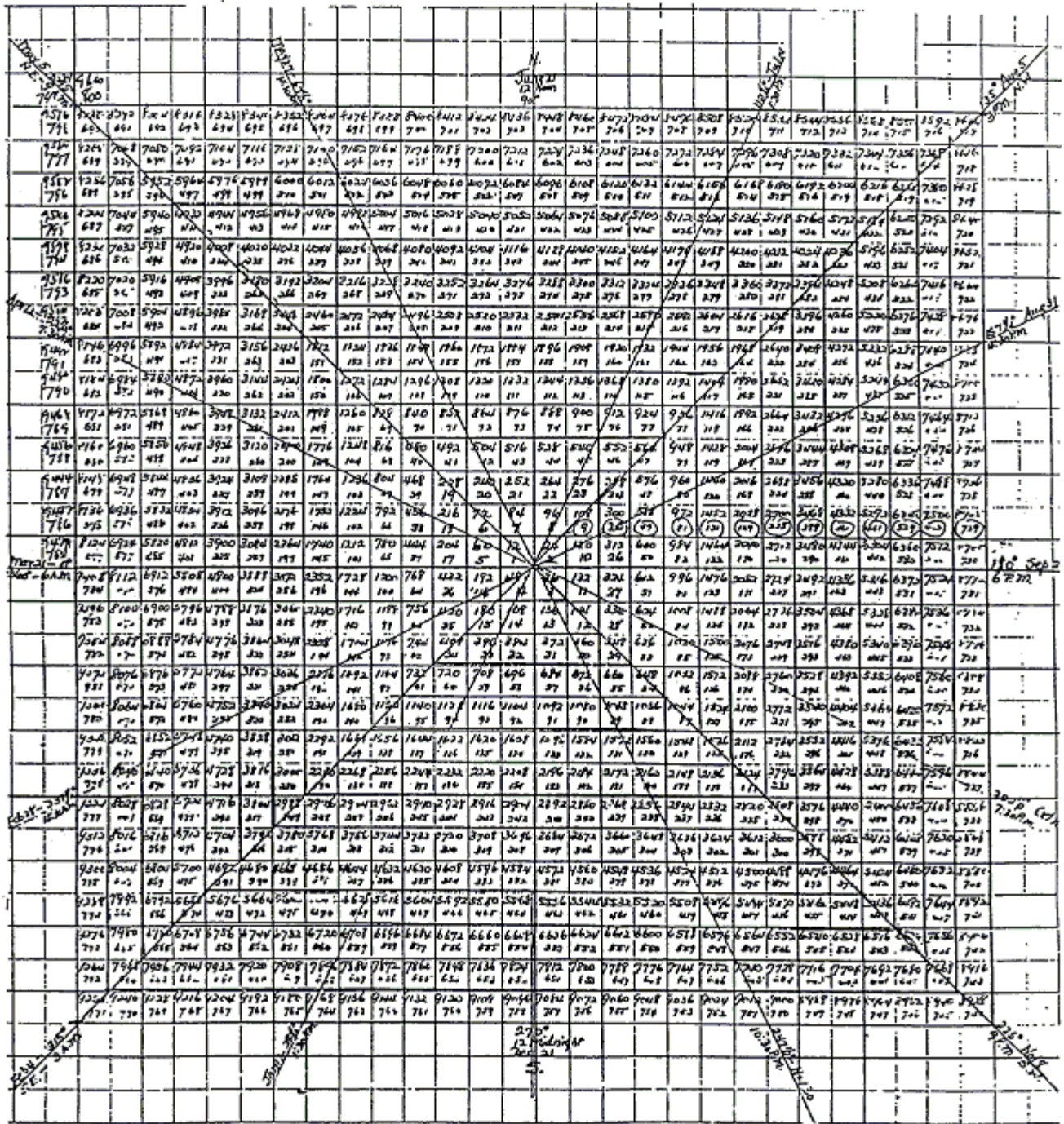






PRICE AND TIME CHART  
 FOR  
 COTTON, COCOA, COFFEE,  
 EGGS, LARD, RUBBER  
 W.D. GANN






Master Price & Time Chart  
for  
Cotten, Coffee, Cocoa, Woot,  
and Grain

MASTER CHART  
MAY SOY BEANS  
PRICE & TTMG

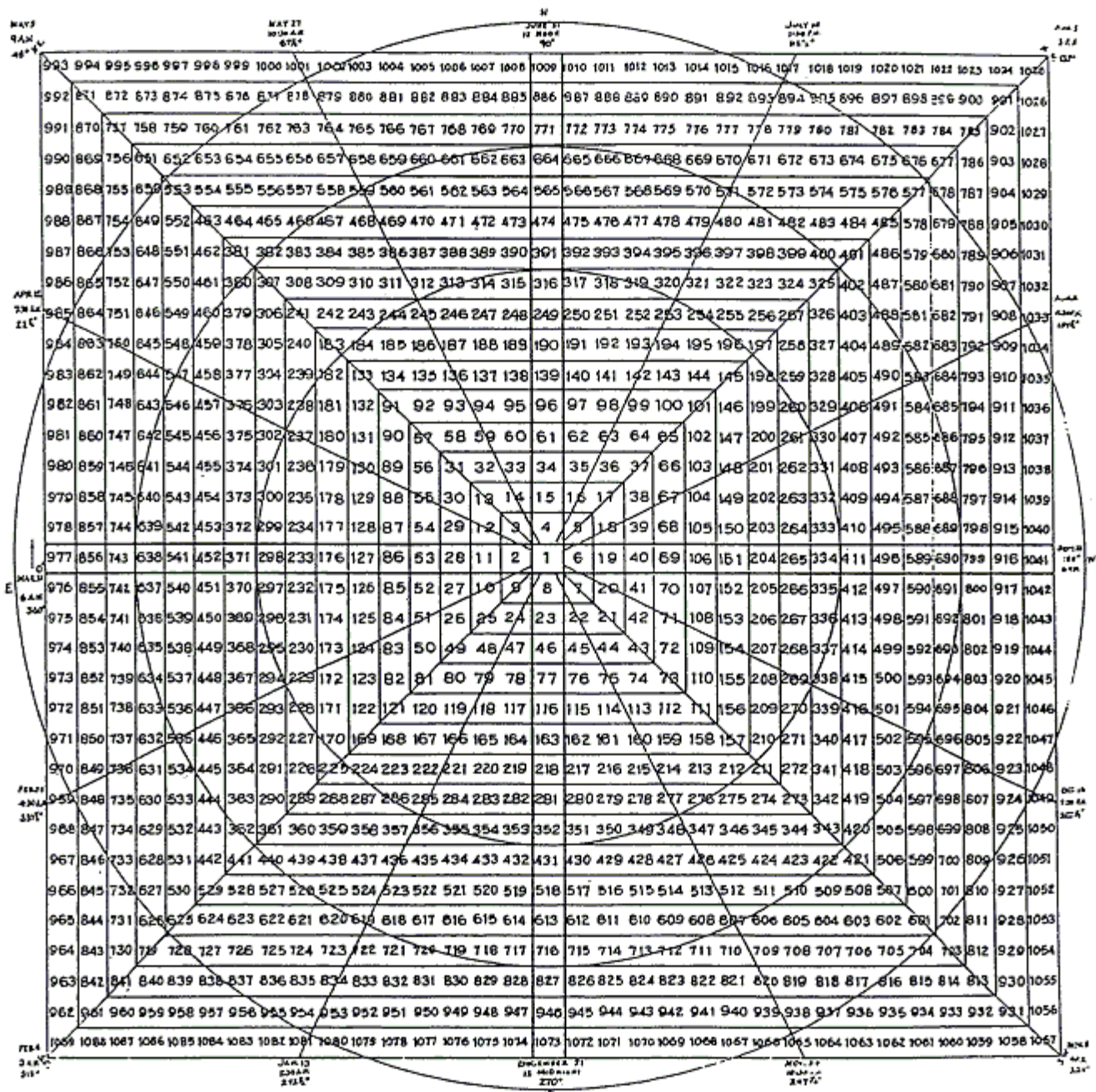
443	442	441	440	439	438	437	436	435	434	433	432	431	430	429	428	427	426	425	424
368	367	366	365	364	363	362	361	360	359	358	357	356	355	354	353	352	351	350	423
369	300	299	298	297	296	295	294	293	292	291	290	289	288	287	286	285	284	349	422
370	301	240	239	238	237	236	235	234	233	232	231	230	229	228	227	226	283	348	421
371	302	241	188	187	186	185	184	183	182	181	180	179	178	177	176	225	282	347	420
372	303	242	189	144	143	142	141	140	139	138	137	136	135	134	175	224	281	346	419
373	304	243	190	145	108	107	106	105	104	103	102	101	100	133	174	223	280	345	418
374	305	244	191	146	109	80	79	78	77	76	75	74	99	132	173	222	279	344	417
375	306	245	192	147	110	81	60	59	58	57	56	73	98	131	172	221	278	343	416
376	307	246	193	148	111	82	61	48	47	46	55	72	97	130	171	220	277	342	415
377	308	247	194	149	112	83	62	49	44	45	54	71	96	129	170	219	276	341	414
378	309	248	195	150	113	84	63	50	51	52	53	70	95	128	169	218	275	340	413
379	310	249	196	151	114	85	64	65	66	67	68	69	94	127	168	217	274	339	412
380	311	250	197	152	115	86	87	88	89	90	91	92	93	126	167	216	273	338	411
381	310	251	198	153	116	117	118	119	120	121	122	123	124	125	166	215	272	337	410
382	313	252	199	154	155	156	157	158	159	160	161	162	163	164	165	214	271	336	409
383	314	253	200	201	202	203	204	205	206	207	208	209	210	211	212	213	270	335	408
384	315	254	255	256	257	258	259	260	261	262	263	264	265	266	267	268	269	334	407
385	316	317	318	319	320	321	322	323	324	325	326	327	328	329	330	331	332	333	406
386	387	388	389	390	391	392	393	394	395	396	397	398	399	400	401	402	403	404	405







1	2	3	4	5	6	7	8	9	10	11	12	13	14	15	16	17	18	19	20	21	22	23	24	25	26	27	28	29	30	31	32	33	34	35	36	37	38	39	40	41	42	43	44	45	46	47	48	49	50	51	52	53	54	55	56	57	58	59	60	61	62	63	64	65	66	67	68	69	70	71	72	73	74	75	76	77	78	79	80	81	82	83	84	85	86	87	88	89	90	91	92	93	94	95	96	97	98	99	100
1	2	3	4	5	6	7	8	9	10	11	12	13	14	15	16	17	18	19	20	21	22	23	24	25	26	27	28	29	30	31	32	33	34	35	36	37	38	39	40	41	42	43	44	45	46	47	48	49	50	51	52	53	54	55	56	57	58	59	60	61	62	63	64	65	66	67	68	69	70	71	72	73	74	75	76	77	78	79	80	81	82	83	84	85	86	87	88	89	90	91	92	93	94	95	96	97	98	99	100
1	2	3	4	5	6	7	8	9	10	11	12	13	14	15	16	17	18	19	20	21	22	23	24	25	26	27	28	29	30	31	32	33	34	35	36	37	38	39	40	41	42	43	44	45	46	47	48	49	50	51	52	53	54	55	56	57	58	59	60	61	62	63	64	65	66	67	68	69	70	71	72	73	74	75	76	77	78	79	80	81	82	83	84	85	86	87	88	89	90	91	92	93	94	95	96	97	98	99	100



MAY 27 10:00 AM 6:30  
 JUNE 21 12:00 AM 9:0  
 JULY 28 10:00 AM 8:30  
 APRIL 27 11:00 AM 8:30  
 MAY 27 9:00 AM 4:30  
 APRIL 27 11:00 AM 8:30  
 MARCH 21 10:00 AM 8:30  
 FEBRUARY 21 12:00 AM 2:0  
 JAN 13 12:00 AM 8:30  
 FEBRUARY 21 12:00 AM 2:0  
 MARCH 21 10:00 AM 8:30  
 APRIL 27 11:00 AM 8:30  
 MAY 27 9:00 AM 4:30  
 JUNE 21 12:00 AM 9:0  
 JULY 28 10:00 AM 8:30

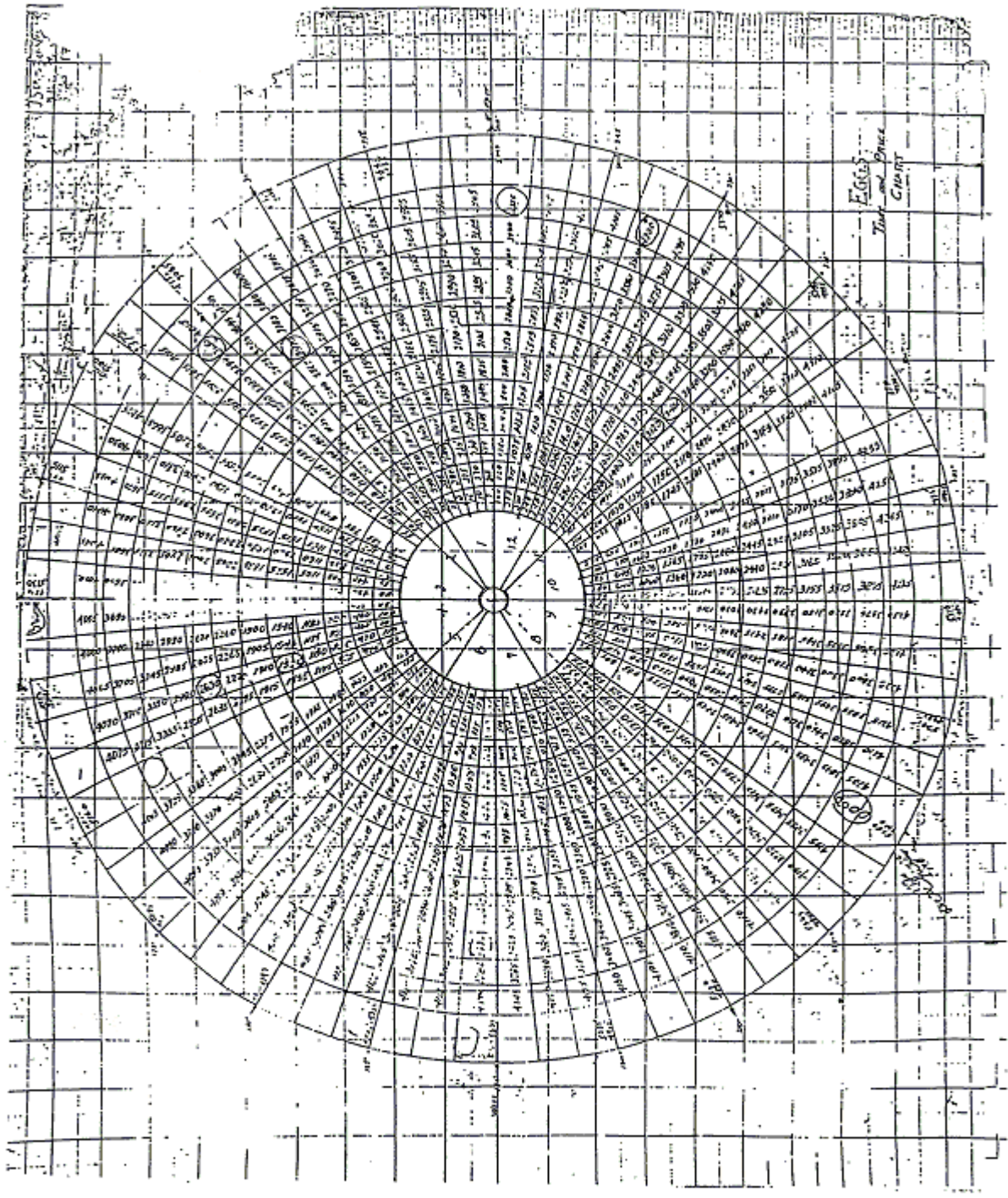
MASTER TIME & PRICE CHART  
 RETURN OF 0.0 POINT POINTS

902	894	895	896	897	898	899	900	901	902	903	904	905	906	907	908	909	910	911	912	913	914	915	916	917	918	919	920	921	922	923	924	925	926	927	928	929	930	931	932	933	934	935	936	937	938	939	940	941	942	943	944	945	946	947	948	949	950	951	952	953	954	955	956	957	958	959	960	961	962	963	964	965	966	967	968	969	970	971	972	973	974	975	976	977	978	979	980	981	982	983	984	985	986	987	988	989	990	991	992	993	994	995	996	997	998	999	1000
-----	-----	-----	-----	-----	-----	-----	-----	-----	-----	-----	-----	-----	-----	-----	-----	-----	-----	-----	-----	-----	-----	-----	-----	-----	-----	-----	-----	-----	-----	-----	-----	-----	-----	-----	-----	-----	-----	-----	-----	-----	-----	-----	-----	-----	-----	-----	-----	-----	-----	-----	-----	-----	-----	-----	-----	-----	-----	-----	-----	-----	-----	-----	-----	-----	-----	-----	-----	-----	-----	-----	-----	-----	-----	-----	-----	-----	-----	-----	-----	-----	-----	-----	-----	-----	-----	-----	-----	-----	-----	-----	-----	-----	-----	-----	-----	-----	-----	-----	-----	-----	-----	-----	-----	-----	-----	-----	------

PRICES OR TIME ON ORANGE LINES ARE CRITICAL  
 OR UN-AI PRICES APP. 67-68  
 TIME ON UN-AI LINES ARE TURNING POINTS

## Master 360° Circle Chart

		1	2	3	4	5	6	7	8	9	10	11	12	1	2	3	4	5
12	24	360	720	1080	1440	1800	2160	2520	2880	3240	3600	3960	4320	4680	5040	5400	5760	6120
	23	345	705	1065	1425	1785	2145	2505	2865	3225	3585	3945	4305	4665	5025	5385	5745	6105
11	22	330	690	1050	1410	1770	2130	2490	2850	3210	3570	3930	4290	4650	5010	5370	5730	6090
	21	315	675	1035	1395	1755	2115	2475	2835	3195	3555	3915	4275	4635	4995	5355	5715	6075
10	20	300	660	1020	1380	1740	2100	2460	2820	3180	3540	3900	4260	4620	4980	5340	5700	6060
	19	285	645	1005	1365	1725	2085	2445	2805	3165	3525	3885	4245	4605	4965	5325	5685	6045
9	18	270	630	990	1350	1710	2070	2430	2790	3150	3510	3870	4230	4590	4950	5310	5670	6030
	17	255	615	975	1335	1695	2055	2415	2775	3135	3495	3855	4215	4575	4935	5295	5655	6015
8	16	240	600	960	1320	1680	2040	2400	2760	3120	3480	3840	4200	4560	4920	5280	5640	6000
	15	225	585	945	1305	1665	2025	2385	2745	3105	3465	3825	4185	4545	4905	5265	5625	5985
7	14	210	570	930	1290	1650	2010	2370	2730	3090	3450	3810	4170	4530	4890	5250	5610	5970
	13	195	555	915	1275	1635	1995	2355	2715	3075	3435	3795	4155	4515	4875	5235	5595	5955
6	12	180	540	900	1260	1620	1980	2340	2700	3060	3420	3780	4140	4500	4860	5220	5580	5940
	11	165	525	885	1245	1605	1965	2325	2685	3045	3405	3765	4125	4485	4845	5205	5565	5925
5	10	150	510	870	1230	1590	1950	2310	2670	3030	3390	3750	4110	4470	4830	5190	5550	5910
	9	135	495	855	1215	1575	1935	2295	2655	3015	3375	3735	4095	4455	4815	5175	5535	5895
4	8	120	480	840	1200	1560	1920	2280	2640	3000	3360	3720	4080	4440	4800	5160	5520	5880
	7	105	465	825	1185	1545	1905	2265	2625	2985	3345	3705	4065	4425	4785	5145	5505	5865
3	6	90	450	810	1170	1530	1890	2250	2610	2970	3330	3690	4050	4410	4770	5130	5490	5850
	5	75	435	795	1155	1515	1875	2235	2595	2955	3315	3675	4035	4395	4755	5115	5475	5835
2	4	60	420	780	1140	1500	1860	2220	2580	2940	3300	3660	4020	4380	4740	5100	5460	5820
	3	45	405	765	1125	1485	1845	2205	2565	2925	3285	3645	4005	4365	4725	5085	5445	5805
1	2	30	390	750	1110	1470	1830	2190	2550	2910	3270	3630	3990	4350	4710	5070	5430	5790
	1	15	375	735	1095	1455	1815	2175	2535	2895	3255	3615	3975	4335	4695	5055	5415	5775
		30° 1/2	60° 1/6	90° 1/4	120° 1/3	150° 5/12	180° 1/2	210° 7/12	240° 2/3	270° 3/4	300° 5/6	330° 11/12	360° 10	30° 1/2	60° 1/6	90° 1/4	120° 1/3	150° 5/12



May 28, 1932

Eggs October to May 28 1932

High 585 Sent 10 9 Aug 3

Oct 15 135	560 164	5575 163	5350 162	5575 161	5500 160	5475 159	5450 158	5425 157	5400 156	5375 155	5350 154	5325 153	5300 152	5275 151			
	575 165	4425 164	4400 163	4375 162	4350 161	4325 160	4300 159	4275 158	4250 157	4225 156	4200 155	4175 154	4150 153	4125 152			
<del>Nov 1</del>	<del>570 166</del>	<del>4450 116</del>	<del>4450 78</del>	<del>4425 77</del>	<del>4400 76</del>	<del>4375 75</del>	<del>4350 74</del>	<del>4325 73</del>	<del>4300 72</del>	<del>4275 71</del>	<del>4250 70</del>	<del>4225 69</del>	<del>4200 68</del>	<del>4175 67</del>	<del>4150 66</del>	<del>4125 65</del>	<del>4100 64</del>
	575 167	4475 114	4475 79	4450 78	4425 77	4400 76	4375 75	4350 74	4325 73	4300 72	4275 71	4250 70	4225 69	4200 68	4175 67	4150 66	4125 65
	570 168	4500 176	3500 80	3475 79	3450 78	3425 77	3400 76	3375 75	3350 74	3325 73	3300 72	3275 71	3250 70	3225 69	3200 68	3175 67	3150 66
	575 169	4525 177	3525 81	3500 80	3475 79	3450 78	3425 77	3400 76	3375 75	3350 74	3325 73	3300 72	3275 71	3250 70	3225 69	3200 68	3175 67
160	575 170	4550 178	3550 82	3525 81	3500 80	3475 79	3450 78	3425 77	3400 76	3375 75	3350 74	3325 73	3300 72	3275 71	3250 70	3225 69	3200 68
Nov 29	575 171	4575 179	3575 83	3550 82	3525 81	3500 80	3475 79	3450 78	3425 77	3400 76	3375 75	3350 74	3325 73	3300 72	3275 71	3250 70	3225 69
	580 172	4600 180	3600 84	3575 83	3550 82	3525 81	3500 80	3475 79	3450 78	3425 77	3400 76	3375 75	3350 74	3325 73	3300 72	3275 71	3250 70
	585 173	4625 181	3625 85	3600 84	3575 83	3550 82	3525 81	3500 80	3475 79	3450 78	3425 77	3400 76	3375 75	3350 74	3325 73	3300 72	3275 71
<del>Dec 1</del>	<del>585 174</del>	<del>4650 182</del>	<del>3650 86</del>	<del>3625 85</del>	<del>3600 84</del>	<del>3575 83</del>	<del>3550 82</del>	<del>3525 81</del>	<del>3500 80</del>	<del>3475 79</del>	<del>3450 78</del>	<del>3425 77</del>	<del>3400 76</del>	<del>3375 75</del>	<del>3350 74</del>	<del>3325 73</del>	<del>3300 72</del>
	585 175	4675 183	3675 87	3650 86	3625 85	3600 84	3575 83	3550 82	3525 81	3500 80	3475 79	3450 78	3425 77	3400 76	3375 75	3350 74	3325 73
	590 176	4700 184	3700 88	3675 87	3650 86	3625 85	3600 84	3575 83	3550 82	3525 81	3500 80	3475 79	3450 78	3425 77	3400 76	3375 75	3350 74
	595 177	4725 185	3725 89	3700 88	3675 87	3650 86	3625 85	3600 84	3575 83	3550 82	3525 81	3500 80	3475 79	3450 78	3425 77	3400 76	3375 75
	590 178	4750 186	3750 90	3725 89	3700 88	3675 87	3650 86	3625 85	3600 84	3575 83	3550 82	3525 81	3500 80	3475 79	3450 78	3425 77	3400 76
JAN 12																	

High 585 Sent 10 9 Aug 3

22 1/2 June 21 900

6575 199

6550 198

6575 197 198

368 198

6475 195

6450 194

6475 193

6450 192

6375 191

6350 190

6375 189

6350 188

6375 187

6350 186

6375 185

6350 184

6375 183

6350 182

6375 181

6350 180

6375 179

6350 178

6375 177

6350 176

6375 175

6350 174

6375 173

6350 172

6375 171

6350 170

6375 169

6350 168

6375 167

6350 166

6375 165

6350 164

6375 163

6350 162

6375 161

6350 160

6375 159

6350 158

6375 157

6350 156

6375 155

6350 154

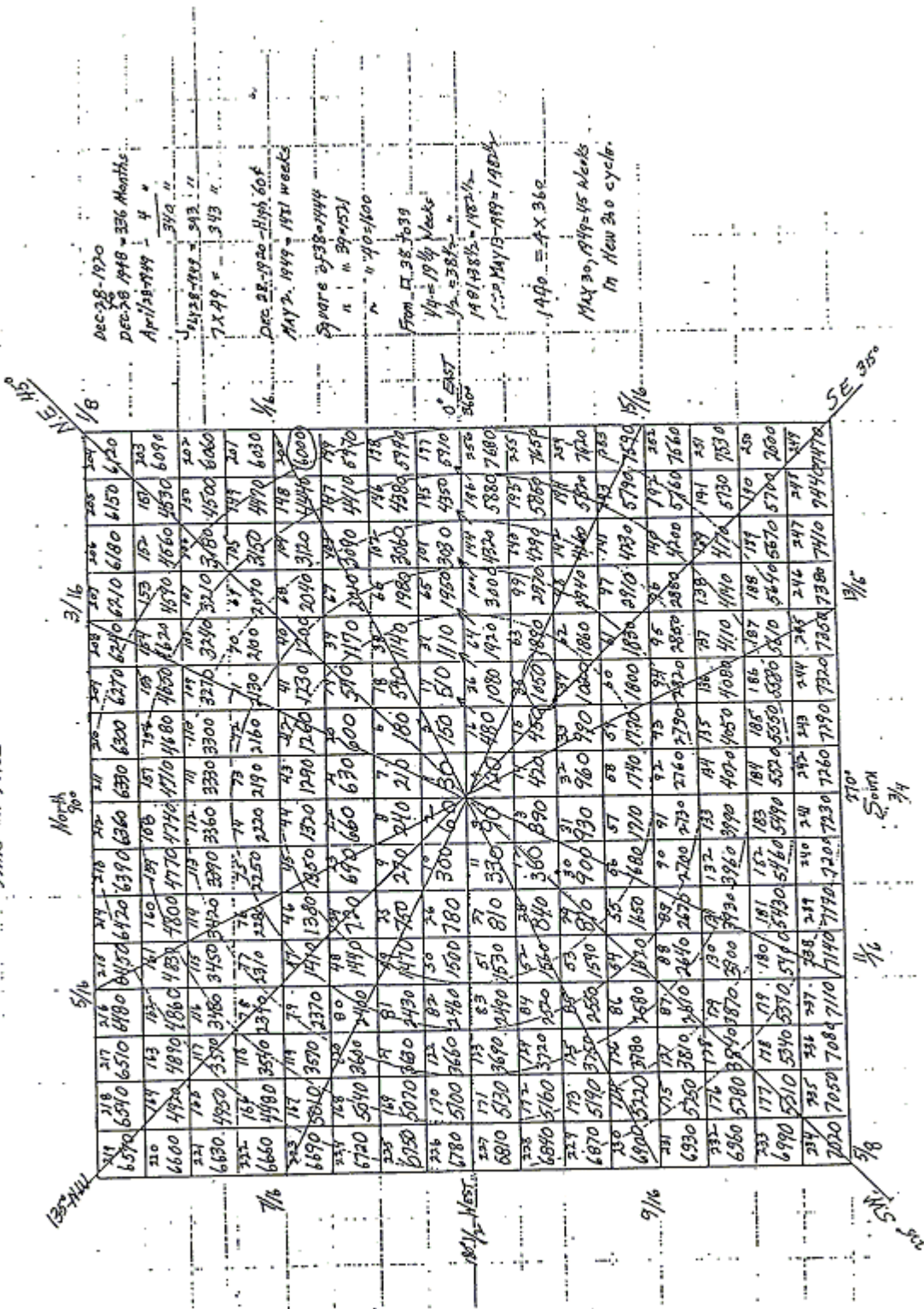
6375 153

6350 152


6375 151

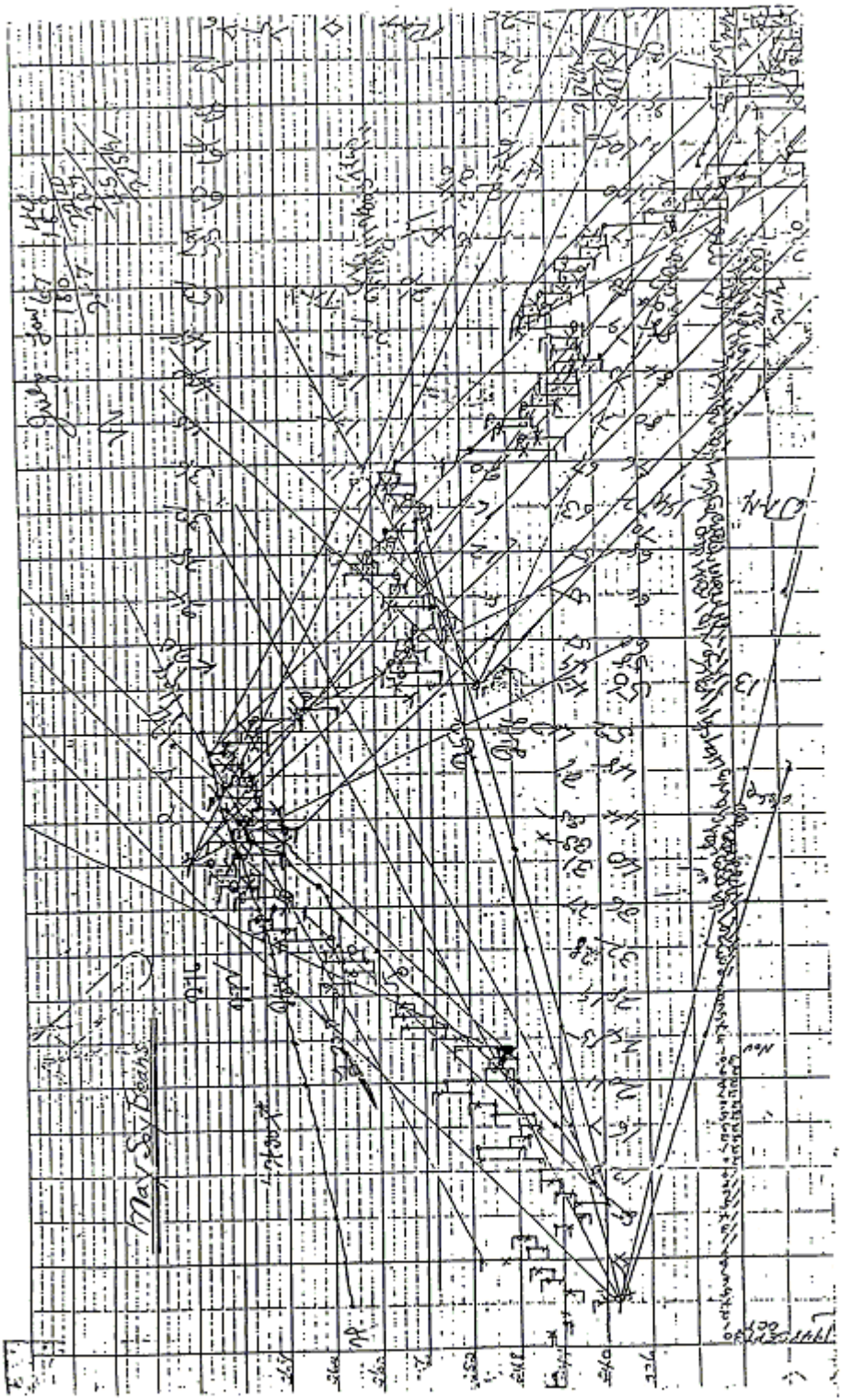
6350 150

EVEN SQUARES FOR COTTON & EGGS  
Time and Price











W. D. GANN'S SCIENTIFIC FORECASTS

This chart which is a comparison of W. D. Gann's Annual Forecasts (solid black line) with the actual market as shown by the Dow Jones' 20 Industrial Stocks (broken line) proves that his forecasts have been 85 to 90% correct over the period from 1919 to 1926. While the chart is not traced the same as the original forecast, on account of lack of space, it shows the times when tops and bottoms were forecast by the projected graphs and printed instructions in each year's forecast.

Mr. Gann has been issuing forecasts on stocks and commodities for public and private parties since 1909. The Ticker Magazine (now the Magazine of Wall Street) in December, 1909, first called attention to Mr. Gann's wonderful predictions and trading record.

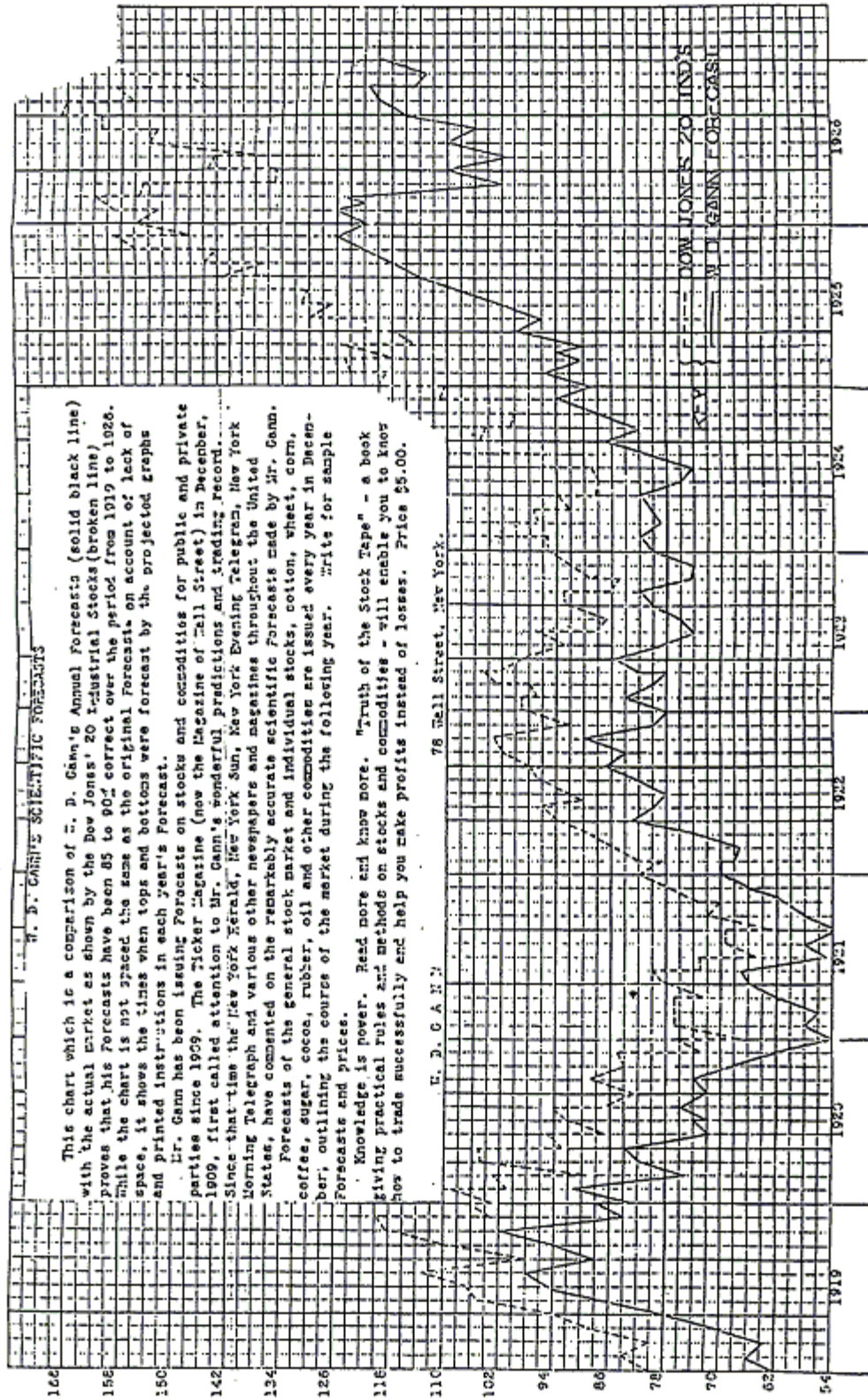
Since that time the New York Herald, New York Sun, New York Evening Telegram, New York Morning Telegraph and various other newspapers and magazines throughout the United States, have commented on the remarkably accurate scientific forecasts made by Mr. Gann.

Forecasts of the general stock market and individual stocks, cotton, wheat, corn, coffee, sugar, cocoa, rubber, oil and other commodities are issued every year in December, outlining the course of the market during the following year. Write for sample forecasts and prices.

Knowledge is power. Read more and know more. "Truth of the Stock Tape" - a book giving practical rules and methods on stocks and commodities - will enable you to know how to trade successfully and help you make profits instead of losses. Price \$5.00.

W. D. GANN

78 Wall Street, New York.



DOW JONES 20 INDUSTRIAL STOCKS  
W. D. GANN'S ANNUAL FORECASTS

# NYSE

## PERMANENT CHART

1	2	3	4	5	6	7	8	9	10	11	12	13	14	15	16	17	18	19	20
20	40	60	80	100	120	140	160	180	200	220	240	260	280	300	320	340	360	380	400
19	39	59	79	99	119	139	159	179	199	219	239	259	279	299	319	339	359	379	399
18	38	58	78	98	118	138	158	178	198	218	238	258	278	298	318	338	358	378	398
17	37	57	77	97	117	137	157	177	197	217	237	257	277	297	317	337	357	377	397
16	36	56	76	96	116	136	156	176	196	216	236	256	276	296	316	336	356	376	396
15	35	55	75	95	115	135	155	175	195	215	235	255	275	295	315	335	355	375	395
14	34	54	74	94	114	134	154	174	194	214	234	254	274	294	314	334	354	374	394
13	33	53	73	93	113	133	153	173	193	213	233	253	273	293	313	333	353	373	393
12	32	52	72	92	112	132	152	172	192	212	232	252	272	292	312	332	352	372	392
11	31	51	71	91	111	131	151	171	191	211	231	251	271	291	311	331	351	371	391
10	30	50	70	90	110	130	150	170	190	210	230	250	270	290	310	330	350	370	390
9	29	49	69	89	109	129	149	169	189	209	229	249	269	289	309	329	349	369	389
8	28	48	68	88	108	128	148	168	188	208	228	248	268	288	308	328	348	368	388
7	27	47	67	87	107	127	147	167	187	207	227	247	267	287	307	327	347	367	387
6	26	46	66	86	106	126	146	166	186	206	226	246	266	286	306	326	346	366	386
5	25	45	65	85	105	125	145	165	185	205	225	245	265	285	305	325	345	365	385
4	24	44	64	84	104	124	144	164	184	204	224	244	264	284	304	324	344	364	384
3	23	43	63	83	103	123	143	163	183	203	223	243	263	283	303	323	343	363	383
2	22	42	62	82	102	122	142	162	182	202	222	242	262	282	302	322	342	362	382
1	21	41	61	81	101	121	141	161	181	201	221	241	261	281	301	321	341	361	381